

Содержание

Unit 1 Let's keep in touch

Lesson 1	4
Lessons 2, 3	9
Lessons 4, 5	15
Lesson 6	21
Lesson 7	25
Grammar The Present Perfect Progressive Tense	25
Lesson 8	30

Unit 2 The British Parliament

Lessons 1, 2	36
Grammar Придаточные определитель- ные предложения	37
Lessons 3, 4	43
Grammar Обстоятельства цели	43
Lessons 5, 6	50
Lesson 7	55

Unit 3 Means of communication through the centuries

Lesson 1	63
Grammar Модальные глаголы	63
Lesson 2	67
Lessons 3, 4	71
Grammar Артикль	71
Lessons 5, 6	75
Grammar Модальные глаголы	75
Lesson 7	79

Unit 4 You live a new life for every new language you speak

Lessons 1, 2	84
Lesson 3	90
Grammar Модальные глаголы	90
Lessons 4, 5	93
Grammar Наречия <i>too</i> и <i>enough</i>	93
Lesson 6	98
Lesson 7	101

Unit 5 Find your way in the world of information

Lesson 1	103
Lesson 2	107

Lessons 3, 4	111
Grammar Действительный и страда- тельный залог	111
Lessons 5, 6	116

Unit 6 When you make a new friend, ask him, "What do you read?"

Lesson 1	122
Grammar Страдательный залог	122
Lessons 2, 3	126
Grammar Страдательный залог	126
Lesson 4	130
Grammar Союзы <i>either... or</i> , <i>neither... nor</i>	130
Lesson 5	135
Grammar Глагол <i>would</i>	135
Lessons 6, 7	138
Lesson 8	144
Lesson 9	148

Unit 7 Russian writers and poets

Lessons 1, 2, 3	150
Grammar Возвратные местоимения	150
Lessons 4, 5	157
Lesson 6	160
Lesson 7	164
Lesson 10	166

Reader

The ring of the druids	169
Unit 1 Elmer's War	170
Unit 2 The diary of Marian Fitzwalter (Part I)	176
Unit 3 The diary of Marian Fitzwalter (Part II)	183
Unit 4 The duty of the MacWizard clan	188
Unit 5 The honour of the MacWizard clan	193
Unit 6 King Henry VIII's horoscope (Part I A happy marriage)	198
Unit 7 King Henry VIII's horoscope (Part II An heir)	204
	205

Grammar Reference	211
-------------------	-----

Vocabulary	243
------------	-----

1

Let's keep in touch

Lesson 1

Meet your old friends



This is Misha Inin. He comes from Russia and is spending this year in St David's School in England.



This is Rob MacWizard. He is Misha's best friend.



This is Rob's older brother, Mark. He is interested in history.



This is Mark and Rob's sister, Rosy.



This is Emily Wilson. She helped Misha when he had problems at school.



This is a family ring. It was lost a long time ago.

This is a family history book. It contains seven keys to the old family treasure.




- 1 Speak about the main characters and family treasures. Use *which* or *who*.

Model: This is Rob MacWizard. He is Misha's best friend.— *This is Rob MacWizard, who is Misha's best friend.*

- 2 What are you going to do this year?


Hi! It's great to see you again. We're going to spend this year at St David's School.

I'll probably travel round the world. All my friends do it after school.





This is Agent Cute. He is a very nice guy and always helps Misha, Robin and Mark.



This is Agent Cute's boss. He is the head of a detective agency.



I want to help my friends find their family treasure. I promise. I'll try.

▶ Say hello to everybody. Answer the questions.

1. What are you going to do this year?
2. What will you probably do this year?
3. What do you want to do this year?

▶ You can use your own ideas or these words for help:

At school

to get better marks
to join school clubs
to be late
to miss classes
to learn something



Outside school

to travel
to read books
to make new friends
to watch TV all day
to visit relatives
to get a dog (a cat)
to buy something
to become stronger (healthier, thinner)



Ask Mr Help



Welcome back, folks! Look at you!
You've grown up so much!
Let's talk about purposes of reading
and reading strategies.
This information will help you read
better and quicker.

Читать можно с разными целями:

- Чтобы понять основную идею текста (о чем он). (Reading for the main idea.)
- Чтобы найти ответы на вопросы, отдельные факты. (Reading for specific information.)
- Чтобы понять текст полностью. (Reading for detail.)

3 Match the instructions with the purposes of reading.

- to understand every little detail
- to understand the main points
- to find specific information

- ①
1. Прочитайте название текста или все названия глав.
 2. Прочитайте первое предложение или абзац.
 3. Прочитайте первые предложения каждого второго абзаца.
 4. Постарайтесь извлечь информацию из рисунков, графиков или диаграмм.
 5. Обратите внимание на выделенные или подчеркнутые слова.
 6. Прочитайте последние несколько предложений или последний абзац.

- ②
1. Определите, какую информацию вы собираетесь искать. В этом вам могут помочь установки учителя, вопросы перед текстом, предварительно составленный план.
 2. Определите ключевые слова, которые вы будете искать в тексте.
 3. Постарайтесь представить себе, в какой форме вам встретится ответ. Например, если вы ищете дату, то вам необходимо просмотреть текст, обращая внимание только на цифры.
 4. Используйте заглавия и любую другую информацию, которая может помочь вам найти абзац или страницу, которая содержит нужную информацию.

- ③
1. Внимательно читайте каждый абзац.
 2. Проверьте значения незнакомых слов с помощью словаря.
 3. Обращайте внимание на ключевые предложения каждого абзаца. Имеет смысл выписывать их в тетрадь или подчеркивать в процессе чтения.
 4. Для того чтобы лучше запомнить информацию, полученную из текста, можно письменно составить его краткое содержание.


4 Answer the questions.

1. Which type of reading takes the most / the least time?
2. Which type of reading do you most often / least often use in the lessons?

5 Read the problems and answer the questions: *What are the purposes of these children?*

Model: 1 — *She is looking for specific information.*

My mother has read a very interesting article about dogs in this newspaper. I'm looking for that article.



1

I'm getting ready for a test. The teacher gave us five questions. I have to find the answers in these books.



2

I'm not sure this book is very interesting. What is it about?

I want to make an apple pie. I'm looking for a recipe.



6


I have to make a report on this article in class tomorrow.



5

I want to know more about the Netherlands.

3



4



Homework

A Read the text. *What is this text about?*

- a) summer holidays? b) travelling around the world?
c) weather and climate?

Remember: you don't need to understand every word.

1. September has come, and it is still very warm. The leaves on the trees have turned yellow and red, a cold wind was blowing, but suddenly it got warmer again. I like early autumn because it reminds me of the summer. But October and November are not my favourite months. It's usually chilly and wet and every day it gets colder and colder.

2. This summer I did all sorts of things. In June I went camping. It was a real adventure. I learned how to put up a tent and make a campfire. A friend taught me how to play the guitar and I learned a lot of good songs. I also took a lot of pictures of my friends, our campsite, the forest and the river.

The river was fantastic. We went canoeing and some of us enjoyed fishing. We were lucky with the weather, so we could swim and lie in the sun. There were some problems, but it was OK in the end.

3. In July my parents and I went to Holland. People there speak Dutch, but they also understand English. The trip was very interesting. We did some sightseeing and made a lot of friends. I'll never forget how beautiful this small country is and how friendly and polite the people are.

4. In August I had to go to see my grandmother. She lives in a small village not far from our town. She has a big garden and needs help. I was busy all the time. Together we picked fruit and vegetables and made jams and pickles. She showed me how to find mushrooms in the forest, and I found a lot of them.



B Read the text again and say: *What did the boy do in July?*

You will answer this question easily if you find the word *July* in the text.

C Match the parts of the text with the headings.

- Holland ■ Granny ■ Camping ■ Autumn

D For which task did you a) read the whole text?; b) look for specific answers?
c) read the key words?

- 1 Misha Inin has been at St David's School for six months. He is writing a letter about his school life. Read the letter and answer the questions of Ex. 2 a).

St David's
Blackstone Road
York YO24 3HF UK
13 February

Hi Masha,

How are you? I'm sorry I haven't written for some time. I've been very busy. Let me just tell you.

Unfortunately, there is no news about the MacWizards' family history book. Rob and I have given up hope. We are trying to forget about this story. Sometimes I think there has never been any family treasure at all. But Mark hasn't given up yet. He still believes the story about the treasure and with my help hopes to find it.

The good news is that life at school is great. Rob and I are getting really popular; we have joined most of the school clubs and gone on different excursions. We have already been to York, Cambridge, London, and next week we are going to the Houses of Parliament.

I'm afraid my mission here is nearly over and I have to go home in March. Luckily I'll still be here for the excursion to London.

That's my news. How are you getting on? How's Granny? I often think about her. She taught me English and that's the best present anybody has ever given me. Please say hello to her for me.

I'm sorry but I have to stop now. Rob has just come and called me for dinner.

Hope to hear from you soon!

Best wishes,
Misha

P.S. It's raining again. That's the English winter for you!



- 2 a) Answer the questions.

1. Who did Misha write the letter to?
2. Did he get good or bad news?
3. What has Misha done since he came to England?
4. What is Misha planning to do in his English school?
5. Is the letter formal or informal?

b) Find two sentences that mean "Как дела?".

c) Find the opposite of the words *fortunately*, *unluckily*.

3 Mr Mackenzie has written a letter too. Look through the letter and answer the questions.

1. Who is the letter to?
2. Who is Mr Mackenzie?
3. What is the letter about?
4. Is the letter formal or informal?

St David's
Blackstone Road
York YO24 3HF

13 February

Betsey MacWizard
19 Crescent Road,
Tunbridge Wells,
Kent TN2 3GH

Dear Ms MacWizard,

I'm writing to ask your permission to extend Misha Inin's stay at our school. We were very pleased that he has passed all his first term exams with excellent marks. So it is my intention to give Misha the chance to finish the year at St David's.

I have already contacted his parents and expect an answer from them tomorrow. There are no financial issues involved as we can offer him a full scholarship.

I hope that you will assist me in this matter.

Yours sincerely,

Kenneth Mackenzie
Headteacher

4 Read Mr Mackenzie's letter once more and find the equivalents to these phrases.

1. I've informed Misha's parents.
2. Misha Inin's marks for the first term were good.
3. We were very happy...
4. Money is not a problem.
5. I hope you will help me...
6. We are planning to...
7. Misha won't have to pay for his studies.

5 What's the difference between formal and informal letters?

1. Who do we write formal / informal letters to?
2. What language do we use?
3. How do we start formal / informal letters?
4. How do we finish formal / informal letters?

- 6 Here are some tips for writing formal and informal letters. Analyse the letters and fill in the table. Some tips work for both types of letters.

Formal letters	Informal letters

1. Use formal language.
2. If you don't know the name, just put Dear Sir / Madam.
3. Write "Best wishes" at the end.
4. Use chatty (разговорный) language.
5. Don't use contractions (сокращения).
6. Put the first name, because you are writing to a friend.
7. Put the address of the person you are writing to.
8. If you use Dear Sir / Madam at the top, put "Yours sincerely", at the bottom.
9. Don't forget to sign with your full name.
10. Use paragraphs for every new point or different part of the story, so it's easier to read your letter.
11. Put Mr or Ms before your name.
12. Just write your first name.
13. Don't forget to write the date at the top of the letter.

- 7 Match the letter writing clichés with their translations.

1. Best wishes, Alex.
2. I look forward to hearing from you.
3. Thanks for your letter.
4. Write soon!
5. It was great to hear from you.
6. Let's keep in touch.
7. I haven't heard from you for ages.
8. Yours sincerely,
9. I'm sorry I have to stop now.
10. Hope to hear from you soon.

е) Спасибо за письмо.

с) Я был рад получить от тебя весточку.

б) Искренне ваш,

и) К сожалению, мне пора заканчивать письмо.

д) Пиши!

а) Сто лет от тебя ничего не слышно.

ф) С наилучшими пожеланиями, Алекс.

h) С нетерпением жду ответа.

g) Надеюсь скоро получить от тебя весточку.

j) Давай не терять друг друга из виду.